



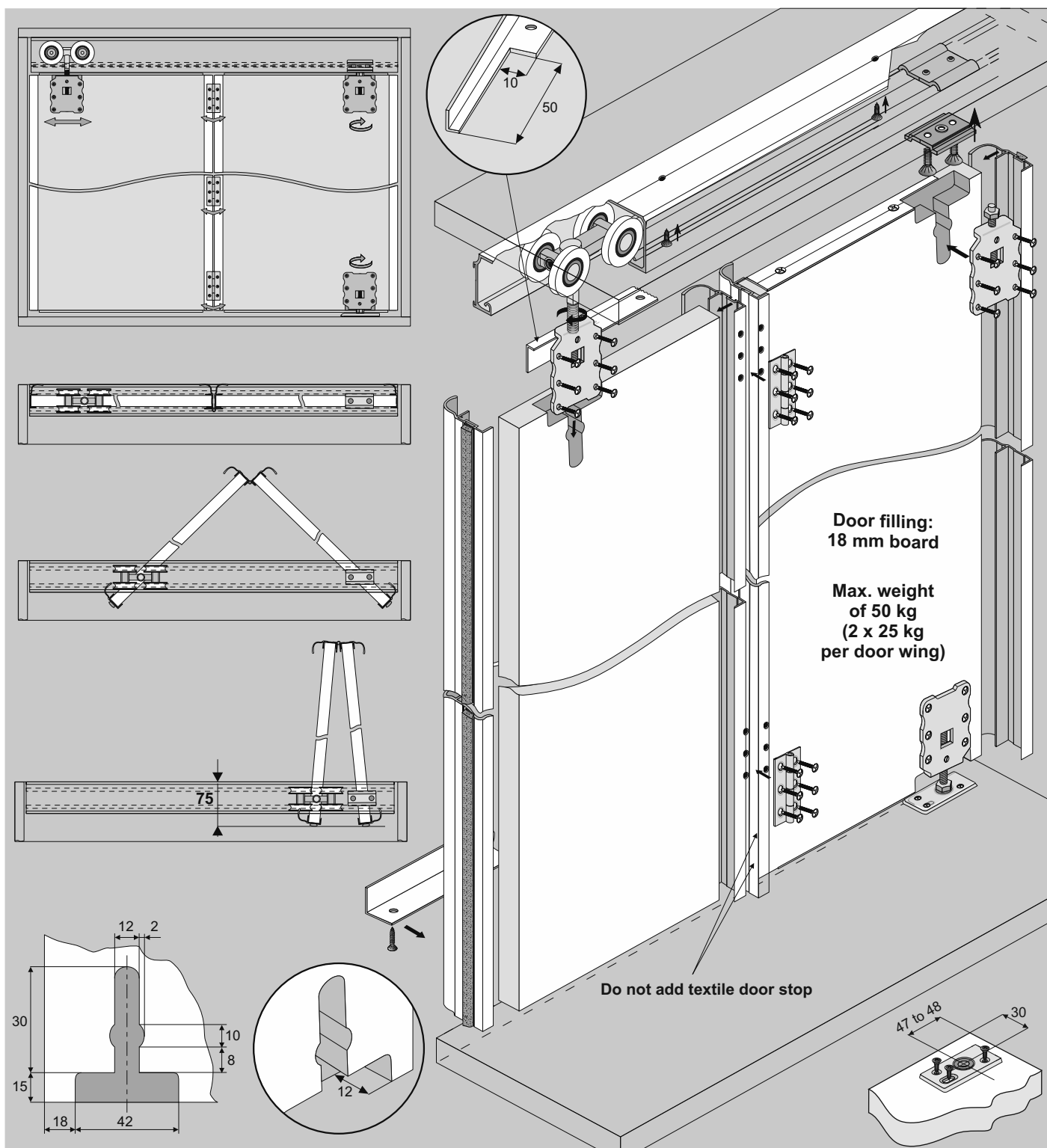
LINE

DS MINICOMFORT /

SYSTEM

DS EXCLUSIVE

SEVROLL



## COMPONENTS

<b>Handle MiniComfort II</b> L: 2.70 m  textile door stop (inserted) 4.8 mm x 6 mm # 18 mm	<b>Top track Exclusive</b> L: 1.20 m, 1.80 m, 3.00 m, 3.60 m  44 mm	<b>Set for folding doors ZSE-18 (or alternatively ZSE-18 PLUS with clip hinges)</b>  ZSE-18 x3 x18 ZSE-18 Plus x4 x20	<b>Angle section Mini</b> L: 1.70 m, 2.35 m, 3.00 m  11 mm x 17 mm
---	--	--	---



LINE

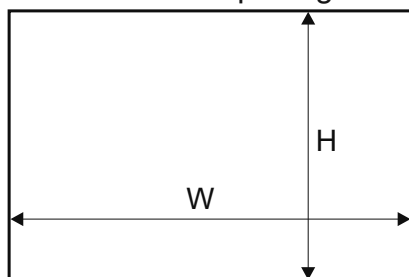
DS MINICOMFORT

SYSTEM

DS EXCLUSIVE

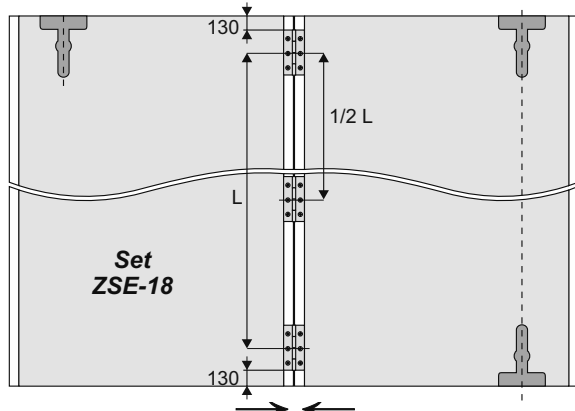
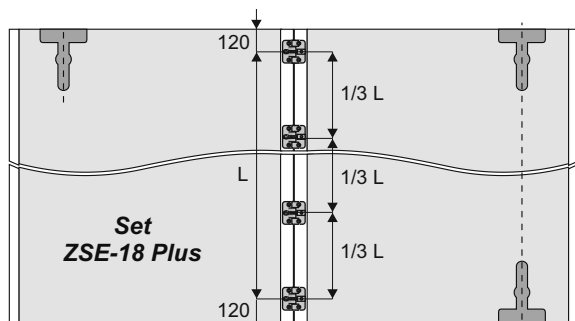
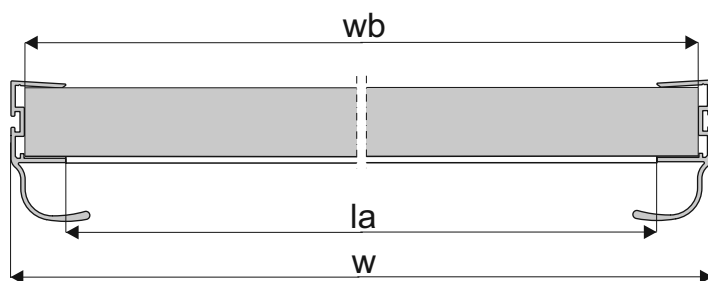
SEVROLL

Dimensions of opening



Handle length = door height

door height	- h	$h = H - 46 \text{ mm}$
board height	- hb	$hb = h - 3 \text{ mm}$
door width	- w	$w = (W - 9 \text{ mm}) : 2$
board width <b>#18</b>	- wb	$wb = w - 7 \text{ mm}$
angle section le	- la	this size is determined after door construction



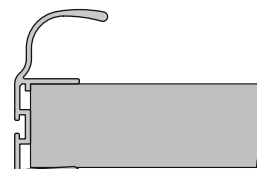
When fixing hinges, doors should be touching one another.  
Do not use textile door stop in between the touching handles!

**ATTENTION!**

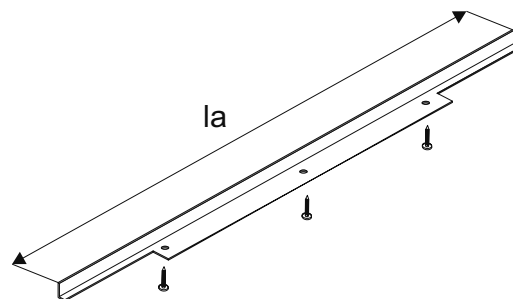
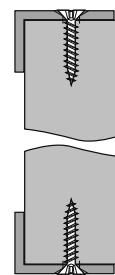
Handle profile should be 3 mm longer than board height.

- When fitting handle profiles, do not use assembly adhesive

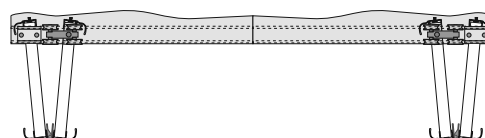
Installation method for handle with # 18 mm board



Installation method for angle section Mini 11 mm x 17 mm



Four-winged doors require two sets

**WARNING**

SEVROLL does not bear any responsibility for deformation resulting from the application of improper quality of boards (improper storage, improper humidity)

**ATTENTION!**

Remove protective film from aluminium elements (handles, tracks, connectors, etc.) prior to cutting them to the desired size. Film removal will reveal quality issues (eg. scratches)