

**COMPONENTS**

**Handle**

L: 2.70 m      L: 2.70 m

3.00 m

**PORTO**      **PROSPER II**

**Top track Exclusive**

L: 1.20 m  
1.80 m  
3.00 m  
3.60 m

44 mm

**Pathway door set ZPE-18**

8x

8x

**Spherical stopper**

**Rubber bump stopper OGUE**



LINE

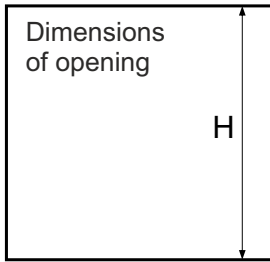
PORTO, PROSPER

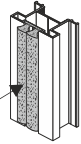
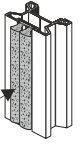
SYSTEM

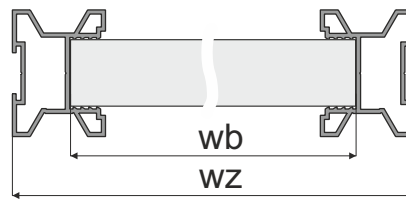
EXCLUSIVE 18 BOARD



SEVROLL®

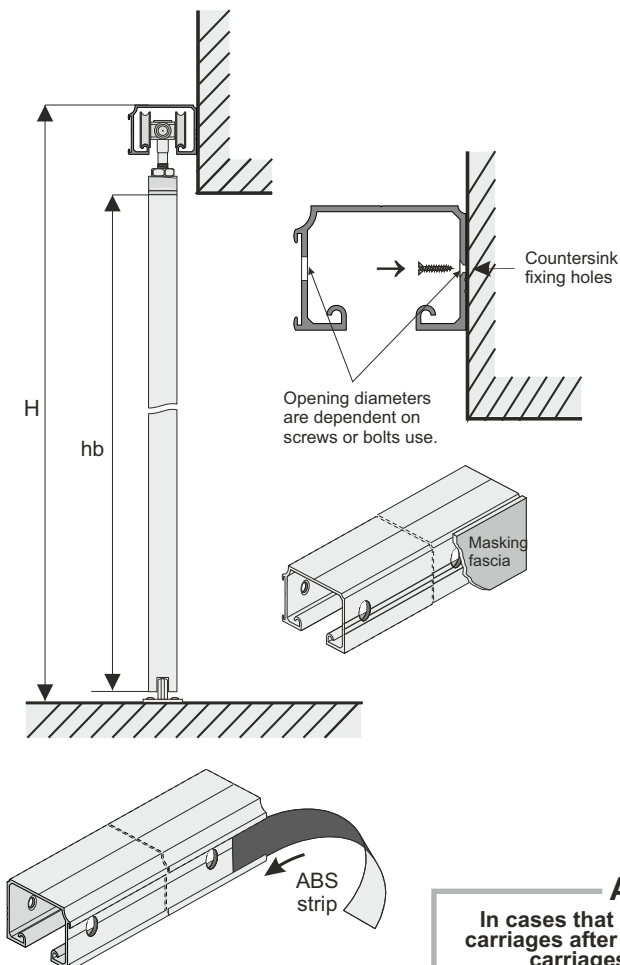


Handle length = door height		
	LINE PORTO	LINE PROSPER
	<p>Handle Porto</p>  <p>textile door stop (inserted) 14 mm x 4 mm</p>	<p>Handle Prosper II</p>  <p>textile door stop (inserted) 14 mm x 4 mm</p>
assumed door width	- WZ	WZ
board height	- hb	hb = H - 64 mm
board width	- wb	wb = wz - 41 mm



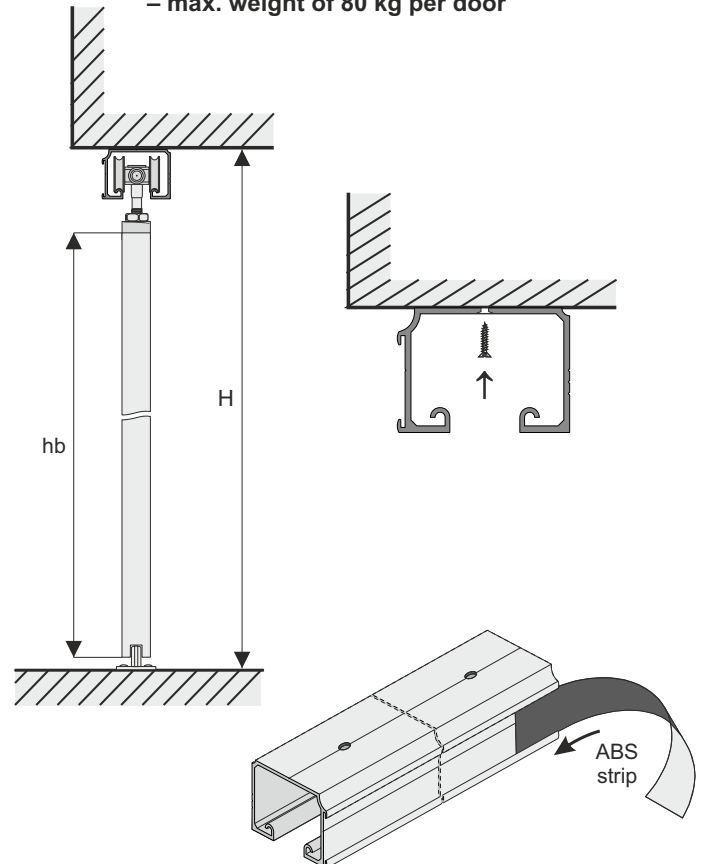
## 2. Track outside the opening

Side fastening of EXCLUSIVE track  
– max. weight of 50 kg per door



## 1. Track within the opening

Top fastening of EXCLUSIVE track  
– max. weight of 80 kg per door



### ATTENTION!

In cases that it will not be possible to insert carriages after the installation of the top track, carriages should be inserted prior to track installation.

### ATTENTION!

Remove protective film from aluminium elements (handles, tracks, connectors, etc.) prior to cutting them to the desired size. Film removal will reveal quality issues (eg. scratches)