

***You must remember to purchase self-tapping screws 6.3x32 to construct each door (4 screws per door).
When using safety glass or mirror, you must also remember to purchase gaskets.***



LINE

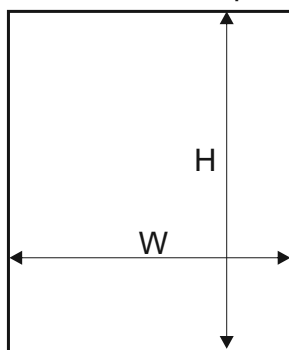
DS 10-ka

SYSTEM

/ DS EXCLUSIVE

SEVROLL

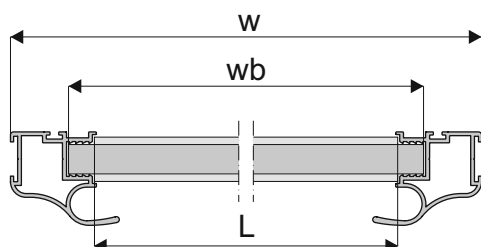
Dimensions of opening



handle length = door height

door filling - # 10 mm board

door height	- h	$h = H - 52 \text{ mm}$
board height	- hb	$hb = h - 97 \text{ mm}$
door width	- w	$w = (W - 8 \text{ mm}) : 2$
board width	- wb	$wb = w - 36 \text{ mm}$
horizontal profile length	- L	$L = w - 53 \text{ mm}$



mirror or safety glass dimensions

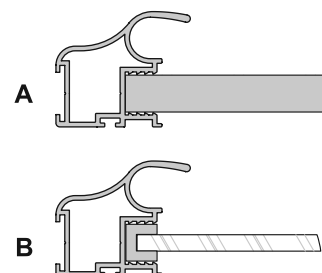
mirror height	- hm	$hm = hb$
mirror width	- wm	$wm = wb - 4 \text{ mm}$

ATTENTION!

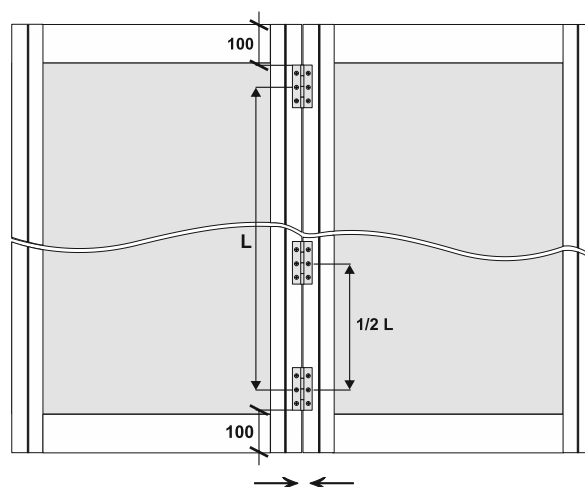
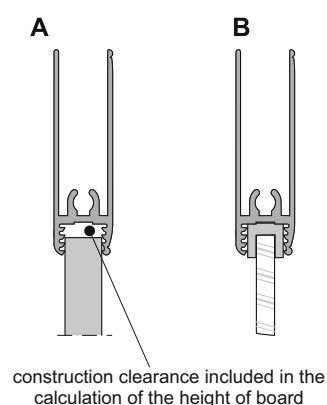
Mirror (4 mm) should be used with a safety backing film. Safety glass (4.5 mm) comprises of two thin layers with a film in-between. Both mirror and glass need fitting gaskets.

Installation method for fitting 10 mm board (diag. A) and 4 mm mirror or glass (diag. B)

- with handle



- with horizontal profile



When fixing hinges, doors should be touching one another. Do not use textile door stop in between the touching handles!

ATTENTION!

Remove protective film from aluminium elements (handles, tracks, connectors, etc.) prior to cutting them to the desired size. Film removal will reveal quality issues (eg. scratches)