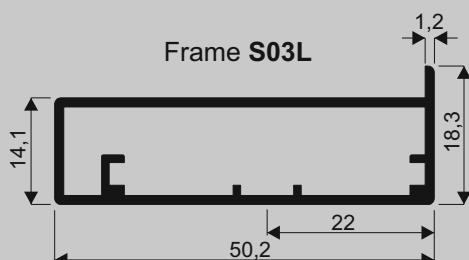




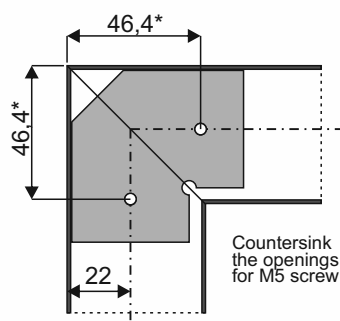
SYSTEM

DR FRAME

SEVROLL



## Openings for joiners S02, S03L, S04, S05



Dimensions are for guidance only. To produce tighter corners, dimensions marked with \* can be increased by up to 0.5 mm

joiner 20010

M5x10

Glass assembly in frames:  
Frame S03 L - silicone

## COMPONENTS

## Frame profile

L: 4,00m



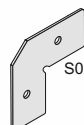
S03 L

Hinge Ø 35 clip on  
with soft close

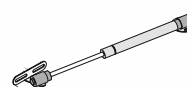
x2



- inset
- half overlay
- full overlay

Joiner for frame profiles  
S02, S03L, S04, S05 (40x60)S02, S03L, S04, S05  
(20010)

## Lid stay



## ATTENTION!

Remove protective film from aluminium elements (handles, tracks, connectors, etc.) prior to cutting them to the desired size. Film removal will reveal quality issues (eg. scratches)



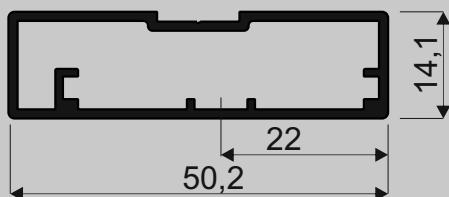
SYSTEM

DR FRAME

SEVROLL

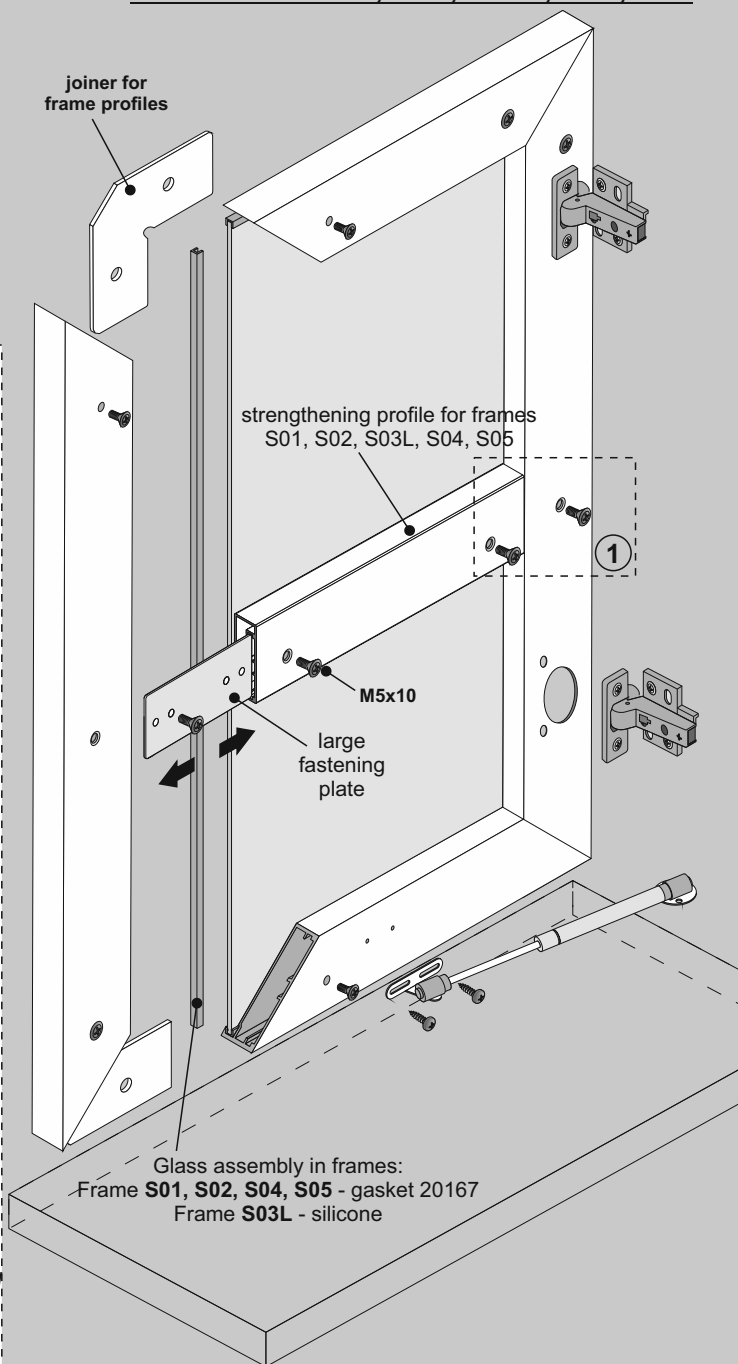
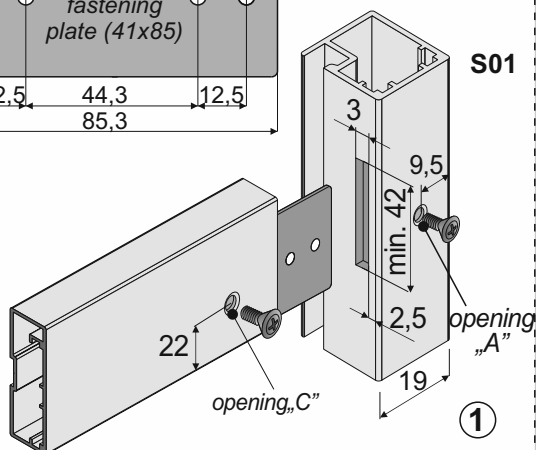
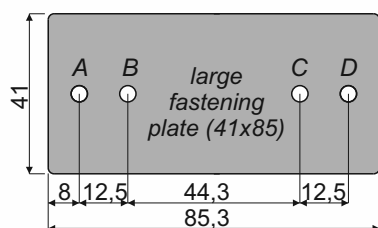
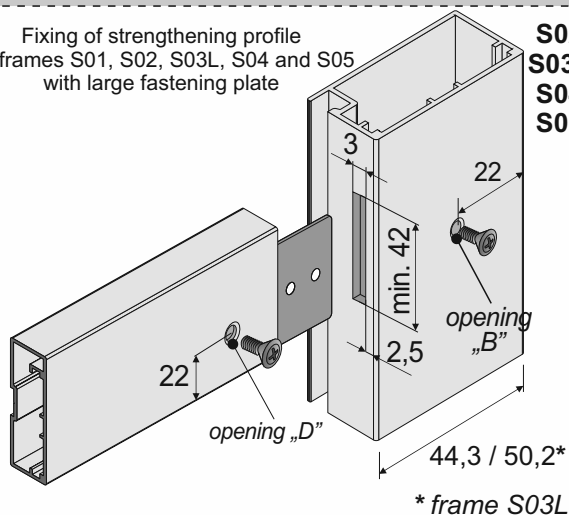
### Connecting strengthening profile with frames S01, S02, S03L, S04, S05

Strengthening profile  
S01, S02, S03L, S04, S05 (14x50 mm)

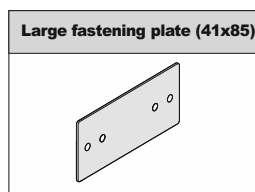
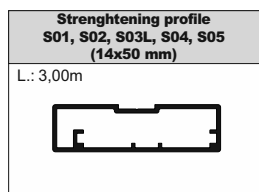


Fixing of strengthening profile  
for frames S01, S02, S03L, S04 and S05  
with large fastening plate

S02  
S03L  
S04  
S05



### ADDITIONAL COMPONENTS



### ATTENTION!

Remove protective film from aluminium elements (handles, tracks, connectors, etc.) prior to cutting them to the desired size. Film removal will reveal quality issues (eg. scratches)