

super strong for folding doors



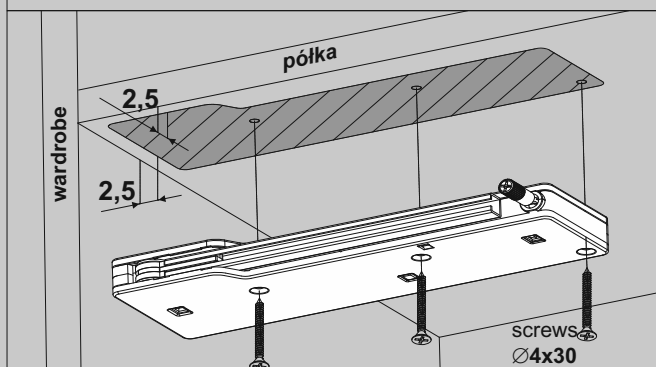
<p><b>Furniture front opening mechanism PUSH &amp; SOFT super strong for folding doors</b></p> <p>mechanism x1</p> <p>covering plate x1</p> <p>guide x1</p> <p>4x30 x3</p> <p>4x14 x1</p>	<p><b>Set for folding doors DS Line SR (left or right)</b></p> <p>guiding carriage right or left x1</p> <p>carriage hinge x2</p> <p>carriage covering plate x1</p> <p>wing hinge x4</p>	<p><b>Top track DS LINE SR</b></p> <p>L.: 1,20m, 2,40m</p> <p>23</p> <p>25</p>	<p><b>hinge Ø 35 overlay unsprung</b></p> <p>overlay</p>
---	---	--	--

# Furniture front opening mechanism PUSH & SOFT SEVROLL®

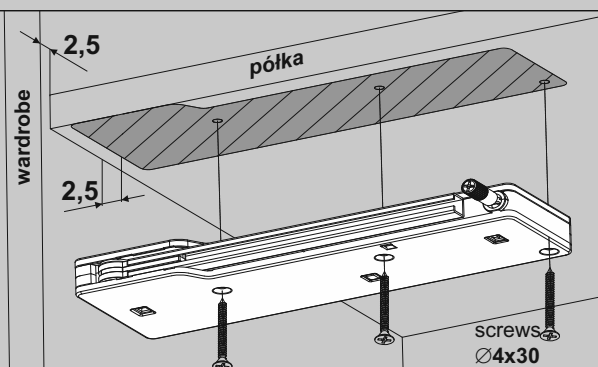
super strong for folding doors

## Mechanism installation in wardrobe

### Shelf flush with wardrobe

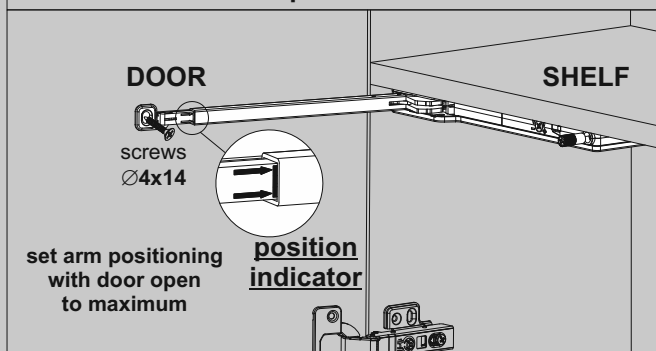


### Shelf inset from wardrobe

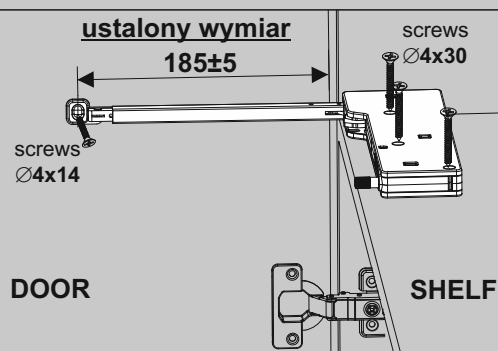


## Guide installation on doors

### Method 1 - position indicator

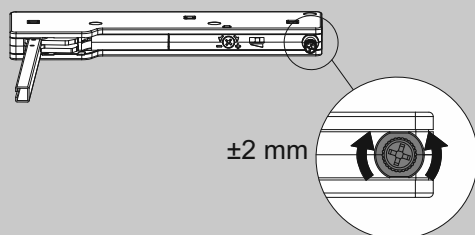


### Method 2 - established size



## Regulation of Push & Soft mechanism

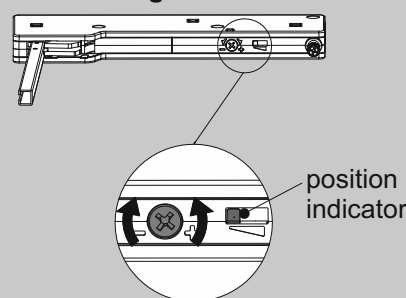
### Gap regulation



**Attention!** The gap between the door and wardrobe must be additionally regulated with DS Line SR carriage and hinges

### Regulating mechanism strength

Regulation is done when the speed of opening/closing is too slow or when the door stops or does not open fully



## Covering plate installation

