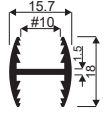
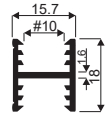
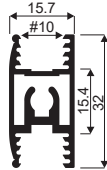
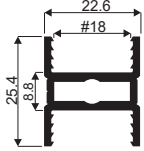
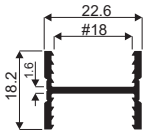
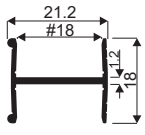
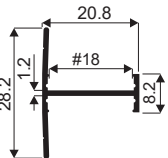
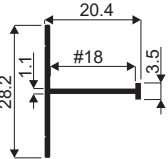
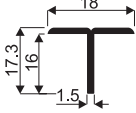
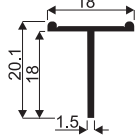
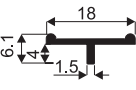




VALUES THAT MUST BE TAKEN AWAY FROM THE FILLING SIZE PER EACH JOINER USED				VALUES THAT MUST BE TAKEN AWAY FROM THE FILLING SIZE PER EACH JOINER USED				
	P/P	P/SZ	SZ/SZ	P16/P16	P18/P18	P18/P12 + GLASS	P12 + GLASS/P12 + GLASS	
 H-Profile <b>H10</b>	-2 mm	-4 mm	-6 mm	-	-1.5 mm	-	-	
 H-Profile <b>H10 Decor</b>	-2 mm	-4 mm	-6 mm	-	-1.5 mm	-	-	
 H-Profile <b>H30 Decor</b>	-16 mm	-18 mm	-20 mm	-	-1.5 mm	-	-	
 H-Profile <b>H25 Maxim</b>	-9 mm	-11 mm	-13 mm	-2 mm	-2 mm	-2 mm	-2 mm	
 H-Profile <b>H18 Maxim</b>	-2 mm	-4 mm	-6 mm	-	-2 mm	-	-	
 H-Profile <b>H18 Decor</b>	-	-	-	-	-1.5 mm	-	-	
 H-Profile <b>H08/18</b>	-	-	-	-	-1.5 mm	-	-	
 H-Profile <b>H04/18</b>	-	-	-	-	-1.5 mm	-	-	
 T-Profile <b>ZW</b>	-	-	-	-	-	-	-	
 T-Profile <b>18 Decor</b>	-	-	-	-	-	-	-	
 T-Profile <b>04 Decor</b>	-	-	-	-	-	-	-2 mm	

**B/B** – board joined with board  
**B/G** – board joined with glass  
**G/G** – glass joined with glass

**B16/B16** – 16 mm board joined with 16 mm board  
**B18/B18** – 18 mm board joined with 18 mm board  
**B18/B12 + glass** – 18 mm board joined with 12 mm board and glass  
**B12 + glass/B12 + glass** – 12 mm board and glass joined with 12 mm board and glass